



# Winter Top tips to save you energy and money

✔ Reduce your energy bills

✔ Make your home more comfortable

✔ Help save our environment

## Close curtains and doors to stop draughts

and save **\$50 a year.**  
Keep the heat in.

## Set your aircon to 18-21°

Each degree of difference can equal **10% less energy use**

## Have shorter showers

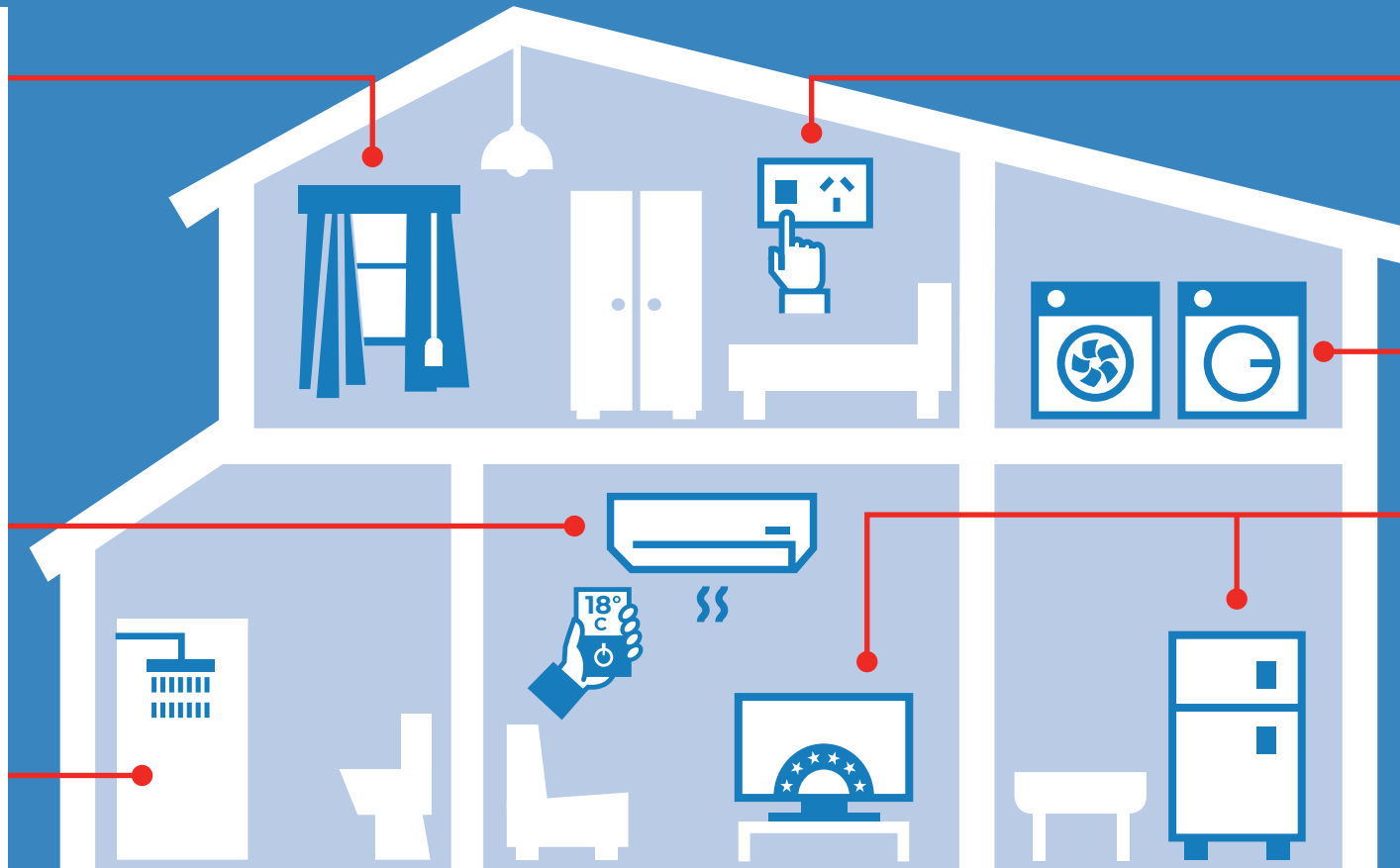
Water heating accounts for **20% of your energy bills.**

Switch off appliances at the wall to use **1-5% less energy.**


Wash in cold water and save **\$60 a year.**

Apply to replace your old fridge or TV and save **\$200 a year.**

Dry your clothes on a rack in a heated room or outside on a sunny day. Use your clothes dryer less and save **\$70 a year.**



Total savings back in your hip pocket = over **\$470 a year\***



Turn over to find out more >



Find more information at [energysaver.nsw.gov.au/households](http://energysaver.nsw.gov.au/households) or contact your community provider.

\* Annual savings are indicative only and will be based on households' current consumption patterns and individual circumstances throughout the year.



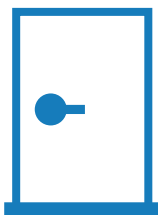
# Winter top tips to save you energy and money around your home

## In the morning

Keep your curtains and blinds closed to keep heat inside until the sun is up.



Rug up to keep warm instead of relying on the heater.




Close the doors to rooms you are not using.

## In the bathroom & laundry



Wash clothes in cold water.



Report leaking taps.




Have short showers.



Hang clothes to dry.

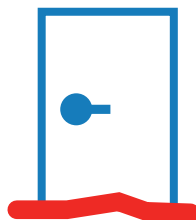
## During the day

Set your heating between 18°C-21°C. Only use it during the coldest part of the day.

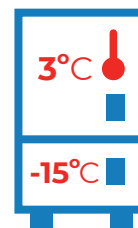


Seal all gaps with door snakes and keep doors closed when using your heating.

Open south and west facing curtains and blinds and let the sun heat your home.



## In the kitchen



Set your fridge between 3°C and 4°C. Set your freezer between -15°C and -18°C.

Clean door seals and replace if worn.



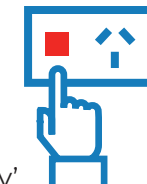
Use lids on pots to speed up cooking.

## In the living areas




Turn off lights when you leave a room.

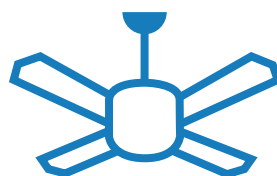
Switch off TVs and home entertainment systems at the wall. Don't leave them on 'stand-by'.



## In the evening



Close curtains, blinds and doors to keep heated air inside.



Switch your ceiling fan to low and set it to clockwise to push heated air back down to you.

## Act now and receive a 40–50% discount# on a new fridge or TV



Replace your old TV and **save up to \$125 per year\*** on your energy bill.



Replace your fridge and **save up to \$200 per year\*** on your energy bill.

To find out more visit [energysaver.nsw.gov.au/appliance](http://energysaver.nsw.gov.au/appliance)

# Check website for eligibility



In association with The Good Guys and selected community service organisations in NSW.